



5961 S. Mooney Blvd.  
Visalia, California 93277  
Phone (559)733-6291  
Fax (559)733-6720  
[www.tularecog.org](http://www.tularecog.org)

June 18, 2009

Mr. Muhaned Aljabiry  
California Department of Transportation  
Division of Transportation Programming, MS82  
P.O. Box 942874  
Sacramento, CA 64274-0001

Attention: Dennis Jacobs,

**Subject: Submittal of the Tulare County Association of Governments Amendment No. 9 to the 2009 Federal Transportation Improvement Program**

Dear Mr. Aljabiry:

Enclosed for your review and approval is the Amendment No. 9 to the 2009 Federal Transportation Improvement Program (FTIP). Amendment No. 9 to the 2009 FTIP contains project phases and/or projects that meet all applicable transportation planning requirements per 23 CFR Part 450 and 40 CFR Part 93. Amendment No. 9 is a Type 3 amendment amending existing exempt non-capacity increasing projects in the FTIP.

*Conformity Requirements: The proposed project changes have been determined to be exempt from the requirement that a conformity determination and/or regional emissions analysis be performed per 40 CFR 93.126, 93.127, or 93.128. Because the projects are exempt, no further conformity determination is required. In addition, the projects and/or project phases contained in Amendment No. 9 do not interfere with the timely implementation of any approved Transportation Control Measures (TCMs)*


TCAG has developed Amendment No. 9 to the 2009 FTIP which Congestion Mitigation and Air Quality (CMAQ), Federal Transit Administration (FTA) 5310, FTA 5311, Highway Railroad Grade Crossing (Section 130), and State Transportation Improvement Program (STIP) funds. It is requested that both the State and Federal approval process be expedited to the extent possible.

As per TCAG's adopted 2009 Public Participation Plan, the Interagency Consultation and public review comment period was open for 14 days commencing on Monday, June 1, 2009, and ending on Monday, June 15, 2009. Amendment No. 9 to the 2009 FTIP was and is posted on TCAG website for public review at <http://www.tularecog.org/>. All comments were due to TCAG by Monday, June 15, 2009, at 12:00 PM. The final document has been updated to address public comments received (no comments received).

Included with this letter are two hard copies of Amendment No. 9 to the 2009 FTIP. An electronic copy of Amendment No. 9 was sent on June 18, 2009. The Amendment No. 9 to the 2009 FTIP is available online on TCAG's website at <http://www.tularecog.org/>.

If you have any questions regarding this document, please contact Eddie Wendt or Ben Giuliani at 559-713-3017.

Sincerely,



Ted Smalley  
Executive Director  
Tulare County Association of Governments

cc:

Sue Kiser, FHWA  
Scott Carson, FHWA  
Joseph Vaughn, FHWA  
Ted Matley, FHWA  
Muhaned Aljabiry, Caltrans  
Joann McDermott, Caltrans  
Mike Brady, Caltrans  
Sharri Bender-Ehlert, Caltrans District 6  
Steve Curti, Caltrans District 6  
Jim Perrault, Caltrans DLAE  
Dennis Wade, CARB

Karina O'Connor, EPA  
Lisa Hanf, EPA  
Don Hunsacker, SJVAPCD  
Andy Chesley, SJCOG  
Vince Harris, StanCOG  
Jesse Brown, MCAG  
Patricia Taylor, MCTC  
Tony Boren, Fresno COG  
Terri King, KCAG  
Ron Brummett, Kern COG  
Cari Anderson

## **ATTACHMENT 1**

### **PROJECT LIST**

- 1) Summary of Changes Table
- 2) CTIPs printout that includes project changes to the 2009 FTIP via Amendment No 9.

# ATTACHMENT 1

## Summary of Changes

### TCAG

Amendment Type: 3

Amendment No. 9

Existing or New Project	MPO FTIP/RTP ID	PROJECT TITLE	FFY of Current Programming	FFY to be Programmed	Phase	Fund Source	% Cost Increase/Decrease	DESCRIPTION OF CHANGE
Existing	TUL08-016	City of Farmersville-purchase of PM10 street sweeper	FFY 10/11	FFY 10/11	CON	CMAQ	34%	Add \$77,000 to FY 10/11 for total of \$264,000
Existing	TUL08-016	City of Farmersville-purchase of PM10 street sweeper	FFY 10/11	FFY 10/11	CON	Local-LTF	18%	Add \$2,000 to FY 10/11 for total of \$35,000
Existing	TUL06-048	City of Farmersville-purchase 3 CNG Medium duty vehicles	FFY 08/09	NA	CON	CMAQ	NA	Delete \$77,000 FY 08/09
Existing	TUL06-048	City of Farmersville-purchase 3 CNG Medium duty vehicles	FFY 08/09	NA	CON	Local-City	NA	Delete \$26,000 FY 08/09
Existing	TUL06-047	City of Lindsay-purchase 3 CNG Medium duty vehicles	FFY 10/11	FFY 08/09	CON	CMAQ	NA	Move \$77,000 to FY 08/09
Existing	TUL06-047	City of Lindsay-purchase 3 CNG Medium duty vehicles	FFY 10/11	FFY 08/09	CON	Local-City	NA	Move \$26,000 to FY 08/09
New	TUL09-210	Porterville Shelterd Workshop-4 Type III Transit Buses	NA	FFY 09/10	CON	FTA 5310	NA	Add \$230,000 FY 09/10
New	TUL09-210	Porterville Shelterd Workshop-4 Type III Transit Buses	NA	FFY 09/10	CON	Local-Private	NA	Add \$30,000 FY 09/10
New	TUL09-211	Porterville Shelterd Workshop-2 Type VII Transit Buses	NA	FFY 09/10	CON	FTA 5310	NA	Add \$168,000 FY 09/10
New	TUL09-211	Porterville Shelterd Workshop-2 Type VII Transit Buses	NA	FFY 09/10	CON	Local-Private	NA	Add \$22,000 FY 09/10
New	TUL09-212	Porterville Shelterd Workshop-Scheduling Software	NA	FFY 09/10	CON	FTA 5310	NA	Add \$35,000 FY 09/10
New	TUL09-212	Porterville Shelterd Workshop-Scheduling Software	NA	FFY 09/10	CON	Local-Private	NA	Add \$5,000 FY 09/10
New	TUL09-225	City of Dinuba-Transit Center near Vocational Center	NA	FFY 09/10	CON	FTA 5311	NA	Add \$30,000 FY 09/10
New	TUL09-225	City of Dinuba-Transit Center near Vocational Center	NA	FFY 09/10	PE	Local City	NA	Add \$375,000 FY 09/10



San Joaquin Format (Highest Version)

Congestion Mitigation and Air Quality Program (Non-transit)

Route Postmile PIN Dist-EA Fund AQ Lead	Description  Total Escalated Cost  Status	Phase	Prior Years	Program Schedule (Construction costs escalated per Caltrans percentage)						Change Description Project Comments Funding Summary (Current & Prior Years)		
				Four Year Element						Local	State	Federal
				08/09	09/10	10/11	11/12	12/13	13/14			
TUL08-016  CMAQ/LTF 4.01 Farmersville, City of	Purchase of PM10 street sweeper (2007 RTP Page 4-19)  \$ 299,000  FTIP Amend 9.00                      2150000409	PE RW Const  Total				299,000					Cost/Scope/Sch. Change ***** Version 2 - 05/28/2009 *****Requested by EWright via City of Farmersville-see email in the 2009 FTIP Amendment No. 9 file dated 2/24/2009.-EW Prior Current            35,000                                      264,000	
TUL06-047  CITY/CMAQ 4.01 Lindsay, City of	Purchase three (3) CNG medium duty vehicles (2007 RTP Page 4-19)  \$ 103,000  FTIP Amend 9.00                      2150000300	PE RW Const  Total		103,000							Cost/Scope/Sch. Change ***** Version 3 - 05/28/2009 *****Requested by City of Lindsay via EWright TCAG to move up to 2008/09-See email in 2009 FTIP Amendment No. 9 2/24/2009...-EW Prior Current            26,000                                      77,000	

Route Postmile PIN Dist-EA Fund AQ Lead	Description  Total Escalated Cost  Status	Phase	Prior Years	Program Schedule (Construction costs escalated per Caltrans percentage)						Change Description  Project Comments  Funding Summary (Current & Prior Years)  Local State Federal
				Four Year Element						
				08/09	09/10	10/11	11/12	12/13	13/14	
TUL09-210  5310/PVT 2.05 Porterville Sheltered	Porterville Shelterd Workshop-4-Type III Transit Buses: 16 passenger w/2 wheelchair positions (2007 RTP Page 4-8).  \$ 260,000  FTIP Amend 9.00                      21500000465	PE RW Const  Total			260,000					New Project  ***** Version 1 - 05/21/2009 *****Requested by Marvin Demmers via email dated 5/20/2009 based on Cind Chiaverini of Caltrans project selections for FTA 5310. Program year 2009/10  Prior Current                      30,000                                      230,000
TUL09-211  5310/PVT 2.05 Porterville Sheltered	Porterville Shelterd Workshop-2 (two) type VII transit buses, 20 passenger with 2 wheelchair positions (2007 RTP Page 4-8).  \$ 190,000  FTIP Amend 9.00                      21500000466	PE RW Const  Total			190,000					New Project  ***** Version 1 - 05/26/2009 *****Requested by Marvin Demmers via email dated 5/20/2009 based on Cind Chiaverini of Caltrans project selections for FTA 5310. Program year 2009/10  Prior Current                      22,000                                      168,000
TUL09-212  5310/PVT 2.04 Porterville Sheltered	Porterville Shelterd Workshop-Scheduling Software (2007 RTP Page 4-8)  \$ 40,000  FTIP Amend 9.00                      21500000467	PE RW Const  Total			40,000					New Project  Requested by Marvin Demmers via email dated 5/20/2009 based on Cind Chiaverini of Caltrans project selections for FTA 5310. Program year 2009/10 based on Steve Ramsey email dated  Prior Current                      5,000                                      35,000

**Tulare County Association of Governments  
San Joaquin Format (Highest Version)**

**2009 Federal Transportation Improvement Program**

**Federal Transit Administration Section 5311 Program**

Route Postmile PIN Dist-EA Fund AQ Lead	Description  Total Escalated Cost  Status	Phase	Prior Years	Program Schedule (Construction costs escalated per Caltrans percentage)						Change Description Project Comments Funding Summary (Current & Prior Years)			
				Four Year Element						Local	State	Federal	
				08/09	09/10	10/11	11/12	12/13	13/14				
TUL09-225  CITY/5311/MEA/ 2.11 Dinuba, City of	Transit Center located near Vocational Center along Fresno Street in Downtown Dinuba (RTP 2007, Table 4-9)  \$ 1,055,000  FTIP Amend 9.00                      21500000468	PE RW Const  Total			400,000	655,000	1,055,000						New Project  ***** Version 1 - 05/26/2009 *****Requested by Blanca Beltran to program the Dinuba Transit Center through email dated 4/24/2009. EW  Prior Current    525,000    500,000    30,000

Highway Railroad Grade Crossing

Route Postmile PIN Dist-EA Fund AQ Lead	Description  Total Escalated Cost  Status	Phase	Prior Years	Program Schedule (Construction costs escalated per Caltrans percentage)						Change Description Project Comments Funding Summary (Current & Prior Years)				
				Four Year Element						Local	State	Federal		
				08/09	09/10	10/11	11/12	12/13	13/14					
TUL09-310	Eliminate hazards at railroad grade crossing at intersection of Rd 140 and SJVRR in the unincorporated portion of Tulare County (2007 RTP-page 4-2)	PE									New Project			
STPR-L 1.01	\$ 768,000	RW									***** Version 1 - 05/28/2009 *****Requested by Caltrans Abhijit Bagde email dated 4/22/2009-EW Section 130 RR grade crossings			
Caltrans	FTIP Amend 9.00                      21500000469	Const		768,000							Prior			
		Total		768,000							Current			768,000

**Tulare County Association of Governments  
San Joaquin Format (Highest Version)**

**2009 Federal Transportation Improvement Program**

**STIP IRR-State**

Route Postmile PIN Dist-EA Fund AQ Lead	Description  Total Escalated Cost  Status	Phase	Prior Years	Program Schedule (Construction costs escalated per Caltrans percentage)						Change Description Project Comments Funding Summary (Current & Prior Years)		
				Four Year Element						Local	State	Federal
				08/09	09/10	10/11	11/12	12/13	13/14			
TUL09-100  BOND-ST 0.00 Caltrans	Near Hanford, on Route 198 from 0.5 mile East of Route 43 to 0.4 miles West of Route 99 (2007 RTP Page 3-14)  \$ 4,500,000  FTIP Amend 9.00                      21500000470	PE RW Const  Total			100,000	295,000 5,000		4,100,000				New Project  ***** Version 1 - 05/28/2009 *****Requested by Neil Bretz Caltrans, and CTC final Vote May 14, 2009 Split off Landscaping from TUL00-120 SR 198. EW  Prior Current                      4,500,000
198 0.0/3.3 TUL00-120 06-3568U0 DEMOT21/ST-C/ 0.00 Caltrans	Near Hanford from on Route 198 from 1.3 miles east of Route 43 in Kings County to 0.4 miles west of Route 99 near Visalia in Tulare County. Convert to a four-lane expressway. (2007 RTP, Table 3-14)  \$ 119,295,000  FTIP Amend 9.00                      11500000028	PE RW Const  Total	6,595,000	500,000	13,518,000	6,881,000 5,038,000	78,654,000 8,109,000					Cost/Scope/Sch. Change  ***** Version 7 - 05/28/2009 *****Requested by Neil Bretz and CTC final vote May 14. 2009 moves TCRP to FY09/10.-EW ***** Version 6 -12/29/08-Requested by Neil  Prior                      20,113,000 Current                      96,642,000      2,540,000

## **ATTACHMENT 2**

### **PROJECT LIST**

- 1) Financial Summary Tables
- 2) CTIPS Fund Type Table

**State of California**  
**2008/09-2011/12 Federal Transportation Improvement Program**  
**MPO: TCAG DRAFT**  
**AMENDMENT No. 9**

REVENUE SOURCES		(Dollars X 1,000)								
		2008/09		2009/10		2010/11		2011/12		CURRENT TOTAL
		Previous	Current	Previous	Current	Previous	Current	Previous	Current	
LOCAL	Sales Tax	\$1,335	\$1,335	\$411	\$411	\$832	\$834	\$904	\$904	\$3,484
	-- City	\$0	\$0	\$0	\$0	\$0	\$0	\$0	\$0	\$0
	-- County	\$0	\$0	\$0	\$0	\$0	\$0	\$0	\$0	\$0
	-- Other (Transportation Development Act, LTF)	\$1,335	\$1,335	\$411	\$411	\$832	\$834	\$904	\$904	\$3,484
	Gas Tax	\$0	\$0	\$0	\$0	\$0	\$0	\$0	\$0	\$0
	-- Gas Tax (Subventions to Cities)	\$0	\$0	\$0	\$0	\$0	\$0	\$0	\$0	\$0
	-- Gas Tax (Subventions to Counties)	\$0	\$0	\$0	\$0	\$0	\$0	\$0	\$0	\$0
	Other Local Funds	\$13,409	\$13,409	\$17,126	\$17,626	\$15,998	\$15,972	\$14,437	\$14,437	\$61,444
	-- City General Funds (& County General Funds)	\$11,949	\$11,949	\$17,126	\$17,626	\$15,998	\$15,972	\$14,437	\$14,437	\$59,984
	-- Street Taxes and Developer Fees	\$0	\$0	\$0	\$0	\$0	\$0	\$0	\$0	\$0
	-- Other (registration fees (AB434) and Prop 42, HBP Advance)	\$1,460	\$1,460	\$0	\$0	\$0	\$0	\$0	\$0	\$1,460
	Transit	\$0	\$0	\$0	\$0	\$0	\$0	\$0	\$0	\$0
	-- Transit Fares	\$0	\$0	\$0	\$0	\$0	\$0	\$0	\$0	\$0
	-- Other Transit (e.g., parcel/property taxes, parking revenue, etc)	\$0	\$0	\$0	\$0	\$0	\$0	\$0	\$0	\$0
Tolls (e.g., non-state owned bridges)	\$0	\$0	\$0	\$0	\$0	\$0	\$0	\$0	\$0	
Other (Private Funds-PSW)	\$0	\$0	\$0	\$57	\$0	\$0	\$0	\$0	\$57	
<b>Local Total</b>	<b>\$14,744</b>	<b>\$14,744</b>	<b>\$17,537</b>	<b>\$18,094</b>	<b>\$16,830</b>	<b>\$16,806</b>	<b>\$15,341</b>	<b>\$15,341</b>	<b>\$64,985</b>	
REGIONAL	Tolls	\$0	\$0	\$0	\$0	\$0	\$0	\$0	\$0	\$0
	-- Bridge	\$0	\$0	\$0	\$0	\$0	\$0	\$0	\$0	\$0
	-- Corridor	\$0	\$0	\$0	\$0	\$0	\$0	\$0	\$0	\$0
	Regional Transit Fares/Measures	\$0	\$0	\$0	\$0	\$0	\$0	\$0	\$0	\$0
	Regional Sales Tax (Measure R)	\$29,063	\$29,063	\$32,053	\$32,078	\$19,861	\$19,861	\$58,433	\$58,433	\$139,435
	Regional Bond Revenue	\$0	\$0	\$0	\$0	\$0	\$0	\$15,000	\$15,000	\$15,000
	Regional Gas Tax	\$0	\$0	\$0	\$0	\$0	\$0	\$0	\$0	\$0
	Vehicle Registration Fees (CARB Fees, SAFE)	\$0	\$0	\$0	\$0	\$0	\$0	\$0	\$0	\$0
	Other (Please Specify)	\$0	\$0	\$0	\$0	\$0	\$0	\$0	\$0	\$0
	<b>Regional Total</b>	<b>\$29,063</b>	<b>\$29,063</b>	<b>\$32,053</b>	<b>\$32,078</b>	<b>\$19,861</b>	<b>\$19,861</b>	<b>\$73,433</b>	<b>\$73,433</b>	<b>\$154,435</b>
STATE	State Highway Operations and Protection Program (SHOPP)	\$1,237	\$1,237	\$10,448	\$10,448	\$26,454	\$26,454	\$0	\$0	\$38,139
	SHOPP (Including Augmentation)	\$1,237	\$1,237	\$10,448	\$10,448	\$26,454	\$26,454	\$0	\$0	\$38,139
	SHOPP Prior	\$0	\$0	\$0	\$0	\$0	\$0	\$0	\$0	\$0
	State Transportation Improvement Program (STIP)	\$24,608	\$24,608	\$16,020	\$16,120	\$38,300	\$38,600	\$16,930	\$21,030	\$100,358
	STIP (Including Augmentation, RIP & IIP)	\$24,608	\$24,608	\$16,020	\$16,120	\$38,300	\$38,600	\$16,930	\$21,030	\$100,358
	STIP Prior	\$0	\$0	\$0	\$0	\$0	\$0	\$0	\$0	\$0
	Proposition 1 B <sup>1</sup> (CMA, SR-99, PTMISEA, HRCSA, Local)	\$72,199	\$72,199	\$152,207	\$152,707	\$25,168	\$25,168	\$5,413	\$5,413	\$255,487
	GARVEE Bonds	\$0	\$0	\$0	\$0	\$0	\$0	\$0	\$0	\$0
	Traffic Congestion Relief Program	\$13,147	\$0	\$0	\$13,147	\$0	\$0	\$0	\$0	\$13,147
	State Transit Assistance (STA) (e.g., population/revenue based, Prop 42)	\$0	\$0	\$0	\$0	\$0	\$0	\$0	\$0	\$0
	Other (Please specify)	\$0	\$0	\$0	\$0	\$0	\$0	\$0	\$0	\$0
<b>State Total</b>	<b>\$111,191</b>	<b>\$98,044</b>	<b>\$178,675</b>	<b>\$192,422</b>	<b>\$89,922</b>	<b>\$90,222</b>	<b>\$22,343</b>	<b>\$26,443</b>	<b>\$407,131</b>	
FEDERAL TRANSIT	Bus and Bus Related Grants (5309c)	\$0	\$0	\$0	\$0	\$0	\$0	\$0	\$0	\$0
	Clean Fuel Formula Program (5308)	\$0	\$0	\$0	\$0	\$0	\$0	\$0	\$0	\$0
	Elderly & Persons with Disabilities Formula Program (5310)	\$0	\$0	\$0	\$433	\$0	\$0	\$0	\$0	\$433
	Fixed Guideway Modernization (5309a)	\$0	\$0	\$0	\$0	\$0	\$0	\$0	\$0	\$0
	Intercity Bus (5311)	\$0	\$0	\$0	\$0	\$0	\$0	\$0	\$0	\$0
	Job Access and Reverse Commute Program (5316)	\$200	\$200	\$200	\$200	\$0	\$0	\$0	\$0	\$400
	Metropolitan Planning (5303)	\$0	\$0	\$0	\$0	\$0	\$0	\$0	\$0	\$0
	New and Small Starts (Capital Investment Grants) (5309b)	\$0	\$0	\$0	\$0	\$0	\$0	\$0	\$0	\$0
	New Freedom (SAFETEA-LU) FTA 5317	\$125	\$125	\$125	\$125	\$0	\$0	\$0	\$0	\$250
	Nonurbanized Area Formula Program (5311)	\$1,662	\$1,662	\$623	\$653	\$551	\$551	\$0	\$0	\$2,866
	Public Transportation on Indian Reservation (5311c)	\$0	\$0	\$0	\$0	\$0	\$0	\$0	\$0	\$0
	Transit in the Parks (5320)	\$0	\$0	\$0	\$0	\$0	\$0	\$0	\$0	\$0
	Urbanized Area Formula Program (5307)	\$2,319	\$2,319	\$2,579	\$2,579	\$453	\$453	\$1,169	\$1,169	\$6,520
	ARRA - FTA 5307	\$3,971	\$3,971	\$0	\$0	\$0	\$0	\$0	\$0	\$3,971
	ARRA - FTA 5309	\$0	\$0	\$0	\$0	\$0	\$0	\$0	\$0	\$0
ARRA - FTA 5311	\$1,319	\$1,319	\$0	\$0	\$0	\$0	\$0	\$0	\$1,319	
Other	\$0	\$0	\$0	\$0	\$0	\$0	\$0	\$0	\$0	
<b>Federal Transit Total</b>	<b>\$9,596</b>	<b>\$9,596</b>	<b>\$3,527</b>	<b>\$3,990</b>	<b>\$1,004</b>	<b>\$1,004</b>	<b>\$1,169</b>	<b>\$1,169</b>	<b>\$15,759</b>	

**State of California**  
**2008/09-2011/12 Federal Transportation Improvement Program**  
**MPO: TCAG DRAFT**  
**AMENDMENT No. 9**

REVENUE SOURCES		(Dollars X 1,000)								
		2008/09		2009/10		2010/11		2011/12		CURRENT TOTAL
		Previous	Current	Previous	Current	Previous	Current	Previous	Current	
<b>FEDERAL HIGHWAY</b>	<b>Federal Highway Non-Discretionary</b>									
	Congestion Mitigation and Air Quality (CMAQ)	\$4,224	\$4,224	\$4,300	\$4,300	\$4,378	\$4,378	\$4,456	\$4,456	\$17,358
	Surface Transportation Program (Regional)	\$0	\$0	\$0	\$0	\$0	\$0	\$0	\$0	\$0
	Highway Bridge Program (HBP)	\$0	\$0	\$0	\$0	\$0	\$0	\$0	\$0	\$0
	Highway Safety Improvement Program (HSIP, ER)	\$531	\$531	\$919	\$919	\$0	\$0	\$0	\$0	\$1,450
	Railway (Section 130)	\$0	\$768	\$0	\$0	\$0	\$0	\$0	\$0	\$768
	Safe Routes to School (SRTS) (SAFETEA-LU)-Federal	\$489	\$489	\$1,649	\$1,649	\$706	\$706	\$0	\$0	\$2,844
	Safe Routes to School (SR2S)	\$917	\$917	\$0	\$0	\$0	\$0	\$0	\$0	\$917
	Transportation Improvements (TI)-STP enhancement (Loc TEA)	\$309	\$309	\$520	\$520	\$511	\$511	\$0	\$0	\$1,340
	Federal Lands Highway (FLH)	\$20,635	\$20,635	\$7,578	\$7,578	\$500	\$500	\$17,884	\$17,884	\$46,597
	ARRA - SHOPP	\$0	\$0	\$0	\$0	\$0	\$0	\$0	\$0	\$0
	ARRA - STP	\$6,400	\$6,400	\$2,056	\$2,056	\$0	\$0	\$0	\$0	\$8,456
	ARRA - Highway Maintenance (HM)	\$0	\$0	\$0	\$0	\$0	\$0	\$0	\$0	\$0
	ARRA - TE	\$523	\$523	\$0	\$0	\$0	\$0	\$0	\$0	\$523
	ARRA - RSTP	\$3,444	\$3,444	\$5,164	\$5,164	\$0	\$0	\$0	\$0	\$8,608
	ARRA - Federal Lands Highway	\$29,108	\$29,108	\$1,350	\$1,350	\$0	\$0	\$0	\$0	\$30,458
	Other (Please specify)(Appropriation SAFETEA-LU Earmarks)	\$2,900	\$2,900	\$0	\$0	\$0	\$0	\$0	\$0	\$2,900
	<b>Subtotal</b>	<b>\$69,480</b>	<b>\$70,248</b>	<b>\$23,536</b>	<b>\$23,536</b>	<b>\$6,095</b>	<b>\$6,095</b>	<b>\$22,340</b>	<b>\$22,340</b>	<b>\$122,219</b>
	<b>Federal Highway Discretionary Programs</b>									
	Bridge Discretionary Program	\$0	\$0	\$0	\$0	\$0	\$0	\$0	\$0	\$0
	Corridor Infrastructure Improvement Program (SAFETEA-LU Sec. 1302)	\$0	\$0	\$0	\$0	\$0	\$0	\$0	\$0	\$0
	Coordinated Border Infrastructure (SAFETEA-LU Sec.1303)	\$0	\$0	\$0	\$0	\$0	\$0	\$0	\$0	\$0
	Ferry Boat Discretionary	\$0	\$0	\$0	\$0	\$0	\$0	\$0	\$0	\$0
	High Priority Projects (HPP)(TEA 21 Demo, HPP Fund Total)	\$3,295	\$3,295	\$8,034	\$8,034	\$0	\$0	\$0	\$0	\$11,329
	High Risk Rural Road (HRRR)	\$272	\$272	\$0	\$0	\$304	\$304	\$0	\$0	\$576
	National Scenic Byways Program	\$0	\$0	\$0	\$0	\$0	\$0	\$0	\$0	\$0
	Projects of National/Regional Significance (SAFETEA-LU Sec. 1301)	\$0	\$0	\$0	\$0	\$0	\$0	\$0	\$0	\$0
Public Lands Highway Discretionary	\$0	\$0	\$0	\$0	\$0	\$0	\$0	\$0	\$0	
Recreational Trails	\$160	\$160	\$0	\$0	\$0	\$0	\$0	\$0	\$160	
Transportation and Community and System Preservation Program	\$0	\$0	\$0	\$0	\$0	\$0	\$0	\$0	\$0	
Other (BIA)	\$16	\$16	\$0	\$0	\$0	\$0	\$0	\$0	\$16	
<b>Subtotal</b>	<b>\$3,743</b>	<b>\$3,743</b>	<b>\$8,034</b>	<b>\$8,034</b>	<b>\$304</b>	<b>\$304</b>	<b>\$0</b>	<b>\$0</b>	<b>\$12,081</b>	
<b>Federal Highway Total</b>	<b>\$73,223</b>	<b>\$73,991</b>	<b>\$31,570</b>	<b>\$31,570</b>	<b>\$6,399</b>	<b>\$6,399</b>	<b>\$22,340</b>	<b>\$22,340</b>	<b>\$134,300</b>	
<b>FEDERAL TOTAL<sup>2</sup></b>	<b>\$82,819</b>	<b>\$83,587</b>	<b>\$35,097</b>	<b>\$35,560</b>	<b>\$7,403</b>	<b>\$7,403</b>	<b>\$23,509</b>	<b>\$23,509</b>	<b>\$150,059</b>	
<b>INNOVATIVE FINANCE</b>	TIFIA (Transportation Infrastructure Finance and Innovation Act)	\$0	\$0	\$0	\$0	\$0	\$0	\$0	\$0	\$0
	State Infrastructure Bank	\$0	\$0	\$0	\$0	\$0	\$0	\$0	\$0	\$0
	Section 129 Loans	\$0	\$0	\$0	\$0	\$0	\$0	\$0	\$0	\$0
	Rail Rehab & Improvement Financing	\$0	\$0	\$0	\$0	\$0	\$0	\$0	\$0	\$0
	Private Activity Bonds	\$0	\$0	\$0	\$0	\$0	\$0	\$0	\$0	\$0
	Private Concession Fees	\$0	\$0	\$0	\$0	\$0	\$0	\$0	\$0	\$0
	Private Donations	\$0	\$0	\$0	\$0	\$0	\$0	\$0	\$0	\$0
	Program Income (from a federal project)	\$0	\$0	\$0	\$0	\$0	\$0	\$0	\$0	\$0
	Other (Please specify)	\$0	\$0	\$0	\$0	\$0	\$0	\$0	\$0	\$0
	<b>Innovative Financing Total</b>	<b>\$0</b>	<b>\$0</b>	<b>\$0</b>	<b>\$0</b>	<b>\$0</b>	<b>\$0</b>	<b>\$0</b>	<b>\$0</b>	<b>\$0</b>
<b>REVENUE TOTAL</b>	<b>\$237,817</b>	<b>\$225,438</b>	<b>\$263,362</b>	<b>\$278,154</b>	<b>\$134,016</b>	<b>\$134,292</b>	<b>\$134,626</b>	<b>\$138,726</b>	<b>\$776,610</b>	

**NOTES:**

- <sup>1</sup>**Regional:** Some MPOs may not have regional fund sources. In these cases, data would be shown as "zero" or not applicable.
- <sup>2</sup>**Federal Total:** Is the sum of federal highway and federal transit programs.
- <sup>3</sup>**Innovative Finance:** Toll revenues have been included under local and regional while GARVEE bond revenues are included under state.
- <sup>4</sup>**Proposition 1B:** Subtotal is a sum of funding for various programs funded under proposition 1B except for STIP Augmentation and SHOPP Augmentation

**State of California**  
**2008/09-2011/12 Federal Transportation Improvement Program**  
**MPO: TCAG DRAFT**  
**AMENDMENT No. 9**

PROGRAMMED		(Dollars X 1,000)								
		2008/09		2009/10		2010/11		2011/12		CURRENT TOTAL
		Previous	Current	Previous	Current	Previous	Current	Previous	Current	
<b>LOCAL</b>	Local Total	\$14,744	\$14,744	\$17,537	\$18,094	\$16,830	\$16,806	\$15,341	\$15,341	\$64,985
<b>REGIONAL</b>	Tolls	\$0	\$0	\$0	\$0	\$0	\$0	\$0	\$0	\$0
	-- Bridge	\$0	\$0	\$0	\$0	\$0	\$0	\$0	\$0	\$0
	-- Corridor	\$0	\$0	\$0	\$0	\$0	\$0	\$0	\$0	\$0
	Regional Transit Fares/Measures	\$0	\$0	\$0	\$0	\$0	\$0	\$0	\$0	\$0
	Regional Sales Tax (Measure R)	\$29,063	\$29,063	\$32,053	\$32,078	\$19,861	\$19,861	\$58,433	\$58,433	\$139,435
	Regional Bond Revenue	\$0	\$0	\$0	\$0	\$0	\$0	\$15,000	\$15,000	\$15,000
	Regional Gas Tax	\$0	\$0	\$0	\$0	\$0	\$0	\$0	\$0	\$0
	Vehicle Registration Fees (CARB Fees, SAFE)	\$0	\$0	\$0	\$0	\$0	\$0	\$0	\$0	\$0
	Other (Please Specify)	\$0	\$0	\$0	\$0	\$0	\$0	\$0	\$0	\$0
	<b>Regional Total</b>	<b>\$29,063</b>	<b>\$29,063</b>	<b>\$32,053</b>	<b>\$32,078</b>	<b>\$19,861</b>	<b>\$19,861</b>	<b>\$73,433</b>	<b>\$73,433</b>	<b>\$154,435</b>
<b>STATE</b>	State Highway Operations and Protection Program (SHOPP)	\$1,237	\$1,237	\$10,448	\$10,448	\$26,454	\$26,454	\$0	\$0	\$38,139
	SHOPP (Including Augmentation)	\$1,237	\$1,237	\$10,448	\$10,448	\$26,454	\$26,454	\$0	\$0	\$38,139
	SHOPP Prior	\$0	\$0	\$0	\$0	\$0	\$0	\$0	\$0	\$0
	State Transportation Improvement Program (STIP)	\$24,608	\$24,608	\$16,020	\$16,120	\$38,300	\$38,600	\$16,930	\$21,030	\$100,358
	STIP (Including Augmentation, RIP & IIP)	\$24,608	\$24,608	\$16,020	\$16,120	\$38,300	\$38,600	\$16,930	\$21,030	\$100,358
	STIP Prior	\$0	\$0	\$0	\$0	\$0	\$0	\$0	\$0	\$0
	Proposition 1 B <sup>4</sup> (CMA, SR-99, PTMISEA, HRCSA, Local)	\$72,199	\$72,199	\$152,207	\$152,707	\$25,168	\$25,168	\$5,413	\$5,413	\$255,487
	GARVEE Bonds	\$0	\$0	\$0	\$0	\$0	\$0	\$0	\$0	\$0
	Traffic Congestion Relief Program (State Cash Fund Total)	\$13,147	\$0	\$0	\$13,147	\$0	\$0	\$0	\$0	\$13,147
	State Transit Assistance (STA) (e.g., population/revenue based, Prop 42)	\$0	\$0	\$0	\$0	\$0	\$0	\$0	\$0	\$0
	Other (Please specify)	\$0	\$0	\$0	\$0	\$0	\$0	\$0	\$0	\$0
	<b>State Total</b>	<b>\$111,191</b>	<b>\$98,044</b>	<b>\$178,675</b>	<b>\$192,422</b>	<b>\$89,922</b>	<b>\$90,222</b>	<b>\$22,343</b>	<b>\$26,443</b>	<b>\$407,131</b>
<b>FEDERAL TRANSIT</b>	Bus and Bus Related Grants (5309c)	\$0	\$0	\$0	\$0	\$0	\$0	\$0	\$0	\$0
	Clean Fuel Formula Program (5308)	\$0	\$0	\$0	\$0	\$0	\$0	\$0	\$0	\$0
	Elderly & Persons with Disabilities Formula Program (5310)	\$0	\$0	\$0	\$433	\$0	\$0	\$0	\$0	\$433
	Fixed Guideway Modernization (5309a)	\$0	\$0	\$0	\$0	\$0	\$0	\$0	\$0	\$0
	Intercity Bus (5311f)	\$0	\$0	\$0	\$0	\$0	\$0	\$0	\$0	\$0
	Job Access and Reverse Commute Program (5316)	\$200	\$200	\$200	\$200	\$0	\$0	\$0	\$0	\$400
	Metropolitan Planning (5303)	\$0	\$0	\$0	\$0	\$0	\$0	\$0	\$0	\$0
	New and Small Starts (Capital Investment Grants) (5309b)	\$0	\$0	\$0	\$0	\$0	\$0	\$0	\$0	\$0
	New Freedom (SAFETEA-LU) FTA 5317	\$125	\$125	\$125	\$125	\$0	\$0	\$0	\$0	\$250
	Nonurbanized Area Formula Program (5311)	\$1,662	\$1,662	\$623	\$653	\$551	\$551	\$0	\$0	\$2,866
	Public Transportation on Indian Reservation (5311c)	\$0	\$0	\$0	\$0	\$0	\$0	\$0	\$0	\$0
	Transit in the Parks (5320)	\$0	\$0	\$0	\$0	\$0	\$0	\$0	\$0	\$0
	Urbanized Area Formula Program (5307)	\$2,319	\$2,319	\$2,579	\$2,579	\$453	\$453	\$1,169	\$1,169	\$6,520
	ARRA - FTA 5307	\$3,971	\$3,971	\$0	\$0	\$0	\$0	\$0	\$0	\$3,971
	ARRA - FTA 5309	\$0	\$0	\$0	\$0	\$0	\$0	\$0	\$0	\$0
	ARRA - FTA 5311	\$1,319	\$1,319	\$0	\$0	\$0	\$0	\$0	\$0	\$1,319
	Other	\$0	\$0	\$0	\$0	\$0	\$0	\$0	\$0	\$0
	<b>Federal Transit Total</b>	<b>\$9,596</b>	<b>\$9,596</b>	<b>\$3,527</b>	<b>\$3,990</b>	<b>\$1,004</b>	<b>\$1,004</b>	<b>\$1,169</b>	<b>\$1,169</b>	<b>\$15,759</b>

**State of California**  
**2008/09-2011/12 Federal Transportation Improvement Program**  
**MPO: TCAG DRAFT**  
**AMENDMENT No. 9**

PROGRAMMED		(Dollars X 1,000)								
		2008/09		2009/10		2010/11		2011/12		CURRENT TOTAL
		Previous	Current	Previous	Current	Previous	Current	Previous	Current	
<b>FEDERAL HIGHWAY</b>	Federal Highway Non-Discretionary									
	Congestion Mitigation and Air Quality (CMAQ)	\$4,221	\$4,221	\$4,297	\$4,297	\$4,350	\$4,350	\$4,413	\$4,413	\$17,281
	Surface Transportation Program (Regional)	\$0	\$0	\$0	\$0	\$0	\$0	\$0	\$0	\$0
	Highway Bridge Program (HBP)	\$0	\$0	\$0	\$0	\$0	\$0	\$0	\$0	\$0
	Highway Safety Improvement Program (HSIP, ER)	\$531	\$531	\$919	\$919	\$0	\$0	\$0	\$0	\$1,450
	Railway (Section 130)	\$0	\$768	\$0	\$0	\$0	\$0	\$0	\$0	\$768
	Safe Routes to School (SRTS) (SAFETEA-LU-Federal)	\$489	\$489	\$1,649	\$1,649	\$706	\$706	\$0	\$0	\$2,844
	Safe Routes to School (SR2S)	\$917	\$917	\$0	\$0	\$0	\$0	\$0	\$0	\$917
	Transportation Improvements (TI)-(STP Enhancement-Local TEA)	\$309	\$309	\$520	\$520	\$511	\$511	\$0	\$0	\$1,340
	Federal Lands Highway (FLH)	\$20,635	\$20,635	\$7,578	\$7,578	\$500	\$500	\$17,884	\$17,884	\$46,597
	ARRA - SHOPP	\$0	\$0	\$0	\$0	\$0	\$0	\$0	\$0	\$0
	ARRA - STP	\$6,400	\$6,400	\$2,056	\$2,056	\$0	\$0	\$0	\$0	\$8,456
	ARRA - Highway Maintenance (HM)	\$0	\$0	\$0	\$0	\$0	\$0	\$0	\$0	\$0
	ARRA - TE	\$523	\$523	\$0	\$0	\$0	\$0	\$0	\$0	\$523
	ARRA - RSTP	\$3,444	\$3,444	\$5,164	\$5,164	\$0	\$0	\$0	\$0	\$8,608
	ARRA - Federal Lands Highway	\$29,108	\$29,108	\$1,350	\$1,350	\$0	\$0	\$0	\$0	\$30,458
	Other (Please specify)(Appropriation SAFETEA-LU Earmarks)	\$2,900	\$2,900	\$0	\$0	\$0	\$0	\$0	\$0	\$2,900
	<b>Subtotal</b>	<b>\$69,477</b>	<b>\$70,245</b>	<b>\$23,533</b>	<b>\$23,533</b>	<b>\$6,067</b>	<b>\$6,067</b>	<b>\$22,297</b>	<b>\$22,297</b>	<b>\$122,142</b>
	Federal Highway Discretionary Programs									
	Bridge Discretionary Program	\$0	\$0	\$0	\$0	\$0	\$0	\$0	\$0	\$0
	Corridor Infrastructure Improvement Program (SAFETEA-LU Sec. 1302)	\$0	\$0	\$0	\$0	\$0	\$0	\$0	\$0	\$0
	Coordinated Border Infrastructure (SAFETEA-LU Sec.1303)	\$0	\$0	\$0	\$0	\$0	\$0	\$0	\$0	\$0
	Ferry Boat Discretionary	\$0	\$0	\$0	\$0	\$0	\$0	\$0	\$0	\$0
	High Priority Projects (HPP)(TEA 21 Demo, HPP Fund Total)	\$3,295	\$3,295	\$8,034	\$8,034	\$0	\$0	\$0	\$0	\$11,329
	High Risk Rural Road (HRRR)	\$272	\$272	\$0	\$0	\$304	\$304	\$0	\$0	\$576
	National Scenic Byways Program	\$0	\$0	\$0	\$0	\$0	\$0	\$0	\$0	\$0
	Projects of National/Regional Significance (SAFETEA-LU Sec. 1301)	\$0	\$0	\$0	\$0	\$0	\$0	\$0	\$0	\$0
Public Lands Highway Discretionary	\$0	\$0	\$0	\$0	\$0	\$0	\$0	\$0	\$0	
Recreational Trails	\$160	\$160	\$0	\$0	\$0	\$0	\$0	\$0	\$160	
Transportation and Community and System Preservation Program	\$0	\$0	\$0	\$0	\$0	\$0	\$0	\$0	\$0	
Other (BIA)	\$16	\$16	\$0	\$0	\$0	\$0	\$0	\$0	\$16	
<b>Subtotal</b>	<b>\$3,743</b>	<b>\$3,743</b>	<b>\$8,034</b>	<b>\$8,034</b>	<b>\$304</b>	<b>\$304</b>	<b>\$0</b>	<b>\$0</b>	<b>\$12,081</b>	
<b>Federal Highway Total</b>	<b>\$73,220</b>	<b>\$73,988</b>	<b>\$31,567</b>	<b>\$31,567</b>	<b>\$6,371</b>	<b>\$6,371</b>	<b>\$22,297</b>	<b>\$22,297</b>	<b>\$134,223</b>	
<b>FEDERAL TOTAL<sup>1</sup></b>	<b>\$82,816</b>	<b>\$83,584</b>	<b>\$35,094</b>	<b>\$35,557</b>	<b>\$7,375</b>	<b>\$7,375</b>	<b>\$23,466</b>	<b>\$23,466</b>	<b>\$149,982</b>	
<b>INNOVATIVE FINANCE<sup>3</sup></b>	TIFIA (Transportation Infrastructure Finance and Innovation Act)	\$0	\$0	\$0	\$0	\$0	\$0	\$0	\$0	\$0
	State Infrastructure Bank	\$0	\$0	\$0	\$0	\$0	\$0	\$0	\$0	\$0
	Section 129 Loans	\$0	\$0	\$0	\$0	\$0	\$0	\$0	\$0	\$0
	Rail Rehab & Improvement Financing	\$0	\$0	\$0	\$0	\$0	\$0	\$0	\$0	\$0
	Private Activity Bonds	\$0	\$0	\$0	\$0	\$0	\$0	\$0	\$0	\$0
	Private Concession Fees	\$0	\$0	\$0	\$0	\$0	\$0	\$0	\$0	\$0
	Private Donations	\$0	\$0	\$0	\$0	\$0	\$0	\$0	\$0	\$0
	Program Income (from a federal project)	\$0	\$0	\$0	\$0	\$0	\$0	\$0	\$0	\$0
	Other (Please specify)	\$0	\$0	\$0	\$0	\$0	\$0	\$0	\$0	\$0
	<b>Innovative Financing Total</b>	<b>\$0</b>	<b>\$0</b>	<b>\$0</b>	<b>\$0</b>	<b>\$0</b>	<b>\$0</b>	<b>\$0</b>	<b>\$0</b>	<b>\$0</b>
<b>PROGRAMMED TOTAL</b>	<b>\$237,814</b>	<b>\$225,435</b>	<b>\$263,359</b>	<b>\$278,151</b>	<b>\$133,988</b>	<b>\$134,264</b>	<b>\$134,583</b>	<b>\$138,683</b>	<b>\$776,533</b>	

**NOTES:**

- <sup>1</sup>**Regional:** Some MPOs may not have regional fund sources. In these cases, data would be shown as "zero" or not applicable.
- <sup>2</sup>**Federal Total:** Is the sum of federal highway and federal transit programs.
- <sup>3</sup>**Innovative Finance:** Toll revenues have been included under local and regional while GARVEE bond revenues are included under state.
- <sup>4</sup>**Proposition 1B:** Subtotal is a sum of funding for various programs funded under proposition 1B except for STIP Augmentation and SHOPP Augmentation



**State of California**

**2008/09-2011/12 Federal Transportation Improvement Program**

**MPO: TCAG DRAFT**

**AMENDMENT No. 9**

REVENUE Vs. PROGRAMMED		(Dollars X 1,000)									
		2008/09		2009/10		2010/11		2011/12		CURRENT TOTAL	
		Previous	Current	Previous	Current	Previous	Current	Previous	Current		
<b>FEDERAL HIGHWAY</b>	<b>Federal Highway Non-Discretionary</b>										
	Congestion Mitigation and Air Quality (CMAQ)	\$3	\$3	\$3	\$3	\$28	\$28	\$43	\$43	\$77	
	Surface Transportation Program (Regional)	\$0	\$0	\$0	\$0	\$0	\$0	\$0	\$0	\$0	
	Highway Bridge Program (HBP)	\$0	\$0	\$0	\$0	\$0	\$0	\$0	\$0	\$0	
	Highway Safety Improvement Program (HSIP)	\$0	\$0	\$0	\$0	\$0	\$0	\$0	\$0	\$0	
	Railway (Section 130)	\$0	\$0	\$0	\$0	\$0	\$0	\$0	\$0	\$0	
	Safe Routes to School (SRTS) (SAFETEA-LU)	\$0	\$0	\$0	\$0	\$0	\$0	\$0	\$0	\$0	
	Safe Routes to School (SR2S)	\$0	\$0	\$0	\$0	\$0	\$0	\$0	\$0	\$0	
	Transportation Improvements (TI)	\$0	\$0	\$0	\$0	\$0	\$0	\$0	\$0	\$0	
	Federal Lands Highway (FLH)	\$0	\$0	\$0	\$0	\$0	\$0	\$0	\$0	\$0	
	ARRA - SHOPP	\$0	\$0	\$0	\$0	\$0	\$0	\$0	\$0	\$0	
	ARRA - STP	\$0	\$0	\$0	\$0	\$0	\$0	\$0	\$0	\$0	
	ARRA - Highway Maintenance (HM)	\$0	\$0	\$0	\$0	\$0	\$0	\$0	\$0	\$0	
	ARRA - TE	\$0	\$0	\$0	\$0	\$0	\$0	\$0	\$0	\$0	
	ARRA - RSTP	\$0	\$0	\$0	\$0	\$0	\$0	\$0	\$0	\$0	
	ARRA - Federal Lands Highway	\$0	\$0	\$0	\$0	\$0	\$0	\$0	\$0	\$0	
	Other (Please specify)	\$0	\$0	\$0	\$0	\$0	\$0	\$0	\$0	\$0	
	<b>Subtotal</b>	<b>\$3</b>	<b>\$3</b>	<b>\$3</b>	<b>\$3</b>	<b>\$28</b>	<b>\$28</b>	<b>\$43</b>	<b>\$43</b>	<b>\$77</b>	
	<b>Federal Highway Discretionary Programs</b>										
	Bridge Discretionary Program	\$0	\$0	\$0	\$0	\$0	\$0	\$0	\$0	\$0	
	Corridor Infrastructure Improvement Program (SAFETEA-LU Sec. 1302)	\$0	\$0	\$0	\$0	\$0	\$0	\$0	\$0	\$0	
Coordinated Border Infrastructure (SAFETEA-LU Sec.1303)	\$0	\$0	\$0	\$0	\$0	\$0	\$0	\$0	\$0		
Ferry Boat Discretionary	\$0	\$0	\$0	\$0	\$0	\$0	\$0	\$0	\$0		
High Priority Projects (HPP)	\$0	\$0	\$0	\$0	\$0	\$0	\$0	\$0	\$0		
High Risk Rural Road (HRRR)	\$0	\$0	\$0	\$0	\$0	\$0	\$0	\$0	\$0		
National Scenic Byways Program	\$0	\$0	\$0	\$0	\$0	\$0	\$0	\$0	\$0		
Projects of National/Regional Significance (SAFETEA-LU Sec. 1301)	\$0	\$0	\$0	\$0	\$0	\$0	\$0	\$0	\$0		
Public Lands Highway Discretionary	\$0	\$0	\$0	\$0	\$0	\$0	\$0	\$0	\$0		
Recreational Trails	\$0	\$0	\$0	\$0	\$0	\$0	\$0	\$0	\$0		
Transportation and Community and System Preservation Program	\$0	\$0	\$0	\$0	\$0	\$0	\$0	\$0	\$0		
Other (Please Specify)	\$0	\$0	\$0	\$0	\$0	\$0	\$0	\$0	\$0		
<b>Subtotal</b>	<b>\$0</b>	<b>\$0</b>	<b>\$0</b>	<b>\$0</b>	<b>\$0</b>	<b>\$0</b>	<b>\$0</b>	<b>\$0</b>	<b>\$0</b>		
<b>Federal Highway Total</b>	<b>\$3</b>	<b>\$3</b>	<b>\$3</b>	<b>\$3</b>	<b>\$28</b>	<b>\$28</b>	<b>\$43</b>	<b>\$43</b>	<b>\$77</b>		
<b>FEDERAL TOTAL<sup>2</sup></b>	<b>\$3</b>	<b>\$3</b>	<b>\$3</b>	<b>\$3</b>	<b>\$28</b>	<b>\$28</b>	<b>\$43</b>	<b>\$43</b>	<b>\$77</b>		
<b>INNOVATIVE FINANCE<sup>3</sup></b>	TIFIA (Transportation Infrastructure Finance and Innovation Act)	\$0	\$0	\$0	\$0	\$0	\$0	\$0	\$0	\$0	
	State Infrastructure Bank	\$0	\$0	\$0	\$0	\$0	\$0	\$0	\$0	\$0	
	Section 129 Loans	\$0	\$0	\$0	\$0	\$0	\$0	\$0	\$0	\$0	
	Rail Rehab & Improvement Financing	\$0	\$0	\$0	\$0	\$0	\$0	\$0	\$0	\$0	
	Private Activity Bonds	\$0	\$0	\$0	\$0	\$0	\$0	\$0	\$0	\$0	
	Private Concession Fees	\$0	\$0	\$0	\$0	\$0	\$0	\$0	\$0	\$0	
	Private Donations	\$0	\$0	\$0	\$0	\$0	\$0	\$0	\$0	\$0	
	Program Income (from a federal project)	\$0	\$0	\$0	\$0	\$0	\$0	\$0	\$0	\$0	
	Other (Please specify)	\$0	\$0	\$0	\$0	\$0	\$0	\$0	\$0	\$0	
	<b>Innovative Financing Total</b>	<b>\$0</b>	<b>\$0</b>	<b>\$0</b>	<b>\$0</b>	<b>\$0</b>	<b>\$0</b>	<b>\$0</b>	<b>\$0</b>	<b>\$0</b>	

**NOTES:**

<sup>1</sup>**Regional:** Some MPOs may not have regional fund sources. In these cases, data would be shown as "zero" or not applicable.

<sup>2</sup>**Federal Total:** Is the sum of federal highway and federal transit programs.

<sup>3</sup>**Innovative Finance:** Toll revenues have been included under local and regional while GARVEE bond revenues are included under state.

<sup>4</sup>**Proposition 1B:** Subtotal is a sum of funding for various programs funded under proposition 1B except for STIP Augmentation and SHOPP Augmentation

**Tulare County Association of Governments**  
**2008 Metropolitan Transportation Improvement Program**  
**By Fund Type**

		Total	Prior	08/09	09/10	10/11	11/12	Future	PE	RW	CON
Congestion Mitigation Fund Total	CMAQ	\$19,020	\$1,739	\$4,221	\$4,297	\$4,350	\$4,413		\$30	\$9	\$18,981
Demonstration - TEA21 Fund Total	Demo	\$500	\$0	\$500					\$500		
High Priority Projects Program Fund Total	Demo	\$16,189	\$6,000	\$2,155	\$8,034				\$6,000		\$10,189
High Priority Projects Program - Adv. Const. Conver	Demo	\$640	\$0	\$640							\$640
Bureau Indian Affairs Fund Total	Federal Disc.	\$16	\$0	\$16							\$16
FEDERAL LANDS HIGHWAYS PROGRAM Fund To	Federal Disc.	\$52,808	\$0	\$20,635	\$7,578	\$500	\$17,884	\$6,211	\$3,405		\$49,403
Recreational Trails Program Fund Total	Federal Disc.	\$160	\$0	\$160							\$160
ARRA - FTA 5307 Fund Total	FTA Funds	\$3,971	\$0	\$3,971							\$3,971
ARRA - FTA 5311 Fund Total	FTA Funds	\$1,319	\$0	\$1,319							\$1,319
FTA 5310 Elderly & Disabilities Fund Total	FTA Funds	\$583	\$150		\$433						\$583
FTA 5311 - Non Urbanized Fund Total	FTA Funds	\$2,866	\$0	\$1,662	\$653	\$551					\$2,866
FTA 5317 - New Freedom Program Fund Total	FTA Funds	\$250	\$0	\$125	\$125						\$250
FTA5307 - Urbanized Area Formula Program Fund T	FTA Funds	\$9,565	\$1,798	\$2,319	\$2,579	\$453	\$1,169	\$1,247			\$9,565
Job Access and Reverse Commute Program (5316) I	FTA Funds	\$400	\$0	\$200	\$200						\$400
National Hwy System Fund Total	IIP	\$1,416	\$1,416						\$1,416		
State Cash Fund Total	IIP	\$30,362	\$5,779	\$12,083			\$3,500	\$9,000	\$9,467	\$15,881	\$5,014
STIP Augmentation Fund Total	IIP	\$4,500	\$0		\$100	\$300	\$4,100		\$395	\$5	\$4,100
City Funds Fund Total	Loc Funds	\$61,301	\$1,932	\$11,464	\$17,529	\$15,939	\$14,437		\$7,806	\$16,413	\$37,082
County Funds Fund Total	Loc Funds	\$2,611	\$1,996	\$485	\$97	\$33			\$893	\$141	\$1,577
Local Measure Fund Total	Loc Funds	\$156,004	\$1,469	\$29,063	\$32,078	\$19,861	\$73,433	\$100	\$7,286	\$22,990	\$125,728
Local Transportation Funds Fund Total	Loc Funds	\$2,089	\$0	\$1,027	\$81	\$495	\$486				\$2,089
Local Transportation Funds - Advance Construction I	Loc Funds	\$2,100	\$640	\$1,460					\$1,460		\$640
Private Funds Fund Total	Loc Funds	\$75	\$18		\$57						\$75
TDA Fund Total	Loc Funds	\$2,473	\$641	\$308	\$330	\$339	\$418	\$437			\$2,473
Emergency Repair - Local Fund Total	Local ER	\$300	\$200	\$100							\$300
Highway Bridge Program Fund Total	Local HBRR	\$1,084	\$1,084						\$934	\$150	
STP Safety Local: Safe Routes to School (SR2S) Fu	Local HES	\$1,432	\$515	\$917					\$11		\$1,421
STP Railroad Local Fund Total	Local Rail	\$768	\$0	\$768							\$768
STP Enhancement - Local TEA Fund Total	Local TEA	\$4,235	\$2,895	\$309	\$520	\$511			\$236	\$539	\$3,460
ARRA - Federal Lands Highways Program Fund Tot	Other Fed	\$30,458	\$0	\$29,108	\$1,350				\$150		\$30,308
ARRA - Regional Surface Transportation Program Fu	Other Fed	\$8,608	\$0	\$3,444	\$5,164						\$8,608
ARRA - Surface Transportation Program Fund Total	Other Fed	\$8,456	\$0	\$6,400	\$2,056						\$8,456
ARRA - Transportation Enhancement Fund Total	Other Fed	\$523	\$0	\$523							\$523
FFY 2006 Appropriations Earmarks Fund Total	Other Fed	\$5,660	\$2,760	\$2,900					\$120	\$80	\$5,460


**Tulare County Association of Governments  
2008 Metropolitan Transportation Improvement Program  
By Fund Type**

		Total	Prior	08/09	09/10	10/11	11/12	Future	PE	RW	CON
High Risk Rural Road (HRRR) Program Fund Total	Other Fed	\$576	\$0	\$272		\$304					\$576
Highway Safety Improvement Program Fund Total	Other Fed	\$1,350	\$0	\$431	\$919				\$8		\$1,342
Safe Routs to School (SRTS) Program Fund Total	Other Fed	\$3,236	\$392	\$489	\$1,649	\$706			\$50		\$3,186
National Hwy System Fund Total	RIP	\$815	\$815						\$815		
State Cash Fund Total	RIP	\$104,732	\$15,757	\$12,525	\$16,020	\$38,300	\$13,430	\$8,700	\$13,914	\$22,613	\$68,205
Surface Transportation Program Fund Total	RIP	\$20,057	\$20,057						\$8,457	\$11,600	
State Cash Fund Total	RIP Prior	\$15,867	\$15,867						\$2,349	\$13,518	
National Hwy System Fund Total	SHOPP - Bridge Presen	\$14,059	\$0			\$14,059			\$1,627	\$104	\$12,328
National Hwy System Fund Total	SHOPP - Collision Redu	\$1,409	\$1,409						\$671	\$222	\$516
Surface Transportation Program Fund Total	SHOPP - Collision Redu	\$8,334	\$0	\$1,237	\$7,097				\$823	\$40	\$7,471
National Hwy System Fund Total	SHOPP - Mandates	\$3,351	\$0		\$3,351				\$660	\$215	\$2,476
National Hwy System Fund Total	SHOPP - Roadside Pres	\$12,395	\$0			\$12,395			\$2,200	\$8	\$10,187
Corridor Mobility Program Fund Total	State Bond	\$71,600	\$0	\$71,600							\$71,600
Highway-Railroad Crossing Safety Account Fund Tot	State Bond	\$30,624	\$0			\$25,168	\$5,413	\$43			\$30,624
Local Streets and Roads Fund Total	State Bond	\$599	\$0	\$599							\$599
Public Transportation Modernization, Improvement, ε	State Bond	\$741	\$0		\$741						\$741
State Route 99 Corridor Fund Total	State Bond	\$156,400	\$4,434		\$151,966				\$2,000	\$2,434	\$151,966
State Cash Fund Total	TCRP (Committed)	\$14,000	\$853		\$13,147				\$853	\$5,038	\$8,109
Traffic Congestion Relief Fund Fund Total	TCRP (Committed)	\$3,500	\$3,500						\$3,500		
<b>Total Programmed for all Funds:</b>		<b>\$896,388</b>	<b>\$94,117</b>	<b>\$225,435</b>	<b>\$278,151</b>	<b>\$134,264</b>	<b>\$138,683</b>	<b>\$25,738</b>	<b>\$78,037</b>	<b>\$112,000</b>	<b>\$706,351</b>

## **ATTACHMENT 3**


### **PROJECT LIST**

- 1) Website Posting Date-Public IAC - Snap shot
- 2) Response to Comments-**No Comments Received**
- 3) Additional Information-Financial Summary in Excel attached separately in Electronic Version only.



Tulare County Association of Governments

6961 S. Mooney Blvd., Visalia, CA 93277 559-733-6251



[Home](#) [Programming & Funding](#) [Public Information](#) [Tulare County Blueprint](#) [Measure R](#) [Transportation Planning](#) [Regional Planning](#) [Contact Us](#)

## The Federal Transportation Improvement Program (FTIP)

[Other Links](#)

(FTIP) is a compilation of all projects planned for Tulare County's transportation system which use federal dollars. [2009 Public Participation Plan](#)

- \* [2009 FTIP Amendment #9](#)
- \* [SJCOG 2009 FTIP Amendment #11 2007 RTP Amendment #4 IAC](#)
- \* [2009 FTIP Administrative Modification \(Amendment\) No. 10](#)
- \* [2009 FTIP Amendment #8](#)
- \* [FTIP Administrative Modification Amendment No. 7.](#)
- \* [2009 FTIP Amendment #6](#)
- \* [2009 FTIP Amendment #5](#)
- \* [2009 FTIP Amendment #4](#)
- \* [2009 Interim FTIP Amendment #3, RTP Amendment #1 and Corresponding Conformity Analysis](#)
- \* [2009 Interim FTIP Amendment #2](#)
- \* [2009 Interim FTIP Amendment #1](#)
- \* [2009 Interim FTIP](#)

Please send comments or questions regarding FTIP amendments to Eddie Wendt by E-mail, [ewendt@co.tulare.ca.us](mailto:ewendt@co.tulare.ca.us), or use the address or phone number listed at the top of the page.

[Home](#) | [Contact Us](#)

Copyright 2008 © Tulare Association of Governments - All Rights Reserved